

# HALFTIME ADJUSTMENTS ASSESSMENT

## HOW IT WORKS

- 40 Questions total (10 per category)
- Scale: **1–5**
  - 1 = Strongly Disagree
  - 2 = Disagree
  - 3 = Neutral
  - 4 = Agree
  - 5 = Strongly Agree

## SECTION 1: FAITH

Evaluate your connection, consistency, and dependence on God

1. I spend intentional time with God daily. \_\_\_\_\_
2. I seek God's guidance before making major decisions. \_\_\_\_\_
3. I understand my identity as a child of God. \_\_\_\_\_
4. I feel spiritually strong even during challenges. \_\_\_\_\_
5. I consistently apply Biblical principles in my life. \_\_\_\_\_
6. I prioritize spiritual growth over worldly distractions. \_\_\_\_\_
7. I trust God even when I don't understand the outcome. \_\_\_\_\_
8. I actively serve or impact others through my faith. \_\_\_\_\_
9. I feel peace and clarity in my spiritual life. \_\_\_\_\_
10. My faith influences how I lead my life daily. \_\_\_\_\_

 **Score Range: 10–50**

**Total** \_\_\_\_\_



## SECTION 2: FAMILY

Evaluate your presence, leadership, and relationships

1. I am fully present when I'm with my family. \_\_\_\_\_
2. I intentionally invest time into my relationships. \_\_\_\_\_
3. Communication in my family is strong and healthy. \_\_\_\_\_
4. I lead my household with clarity and purpose. \_\_\_\_\_
5. I handle conflict in a healthy and productive way. \_\_\_\_\_
6. My family feels supported and valued by me. \_\_\_\_\_
7. I prioritize family over unnecessary work demands. \_\_\_\_\_
8. I am building a legacy beyond just finances. \_\_\_\_\_
9. My relationships are growing stronger over time. \_\_\_\_\_
10. I model integrity and character in my home. \_\_\_\_\_

👉 Score Range: 10–50

Total \_\_\_\_\_



## SECTION 3: FINANCES

Evaluate your discipline, strategy, and growth

1. I have a clear financial plan. \_\_\_\_\_
2. I live below my means consistently. \_\_\_\_\_
3. I am actively building wealth (not just earning income). \_\_\_\_\_
4. I invest regularly and intentionally. \_\_\_\_\_
5. I avoid unnecessary debt. \_\_\_\_\_
6. I understand where my money is going monthly. \_\_\_\_\_
7. I am financially prepared for emergencies. \_\_\_\_\_
8. I give generously and consistently. \_\_\_\_\_
9. My income is growing year over year. \_\_\_\_\_
10. I feel in control of my financial future. \_\_\_\_\_

👉 Score Range: 10–50

Total \_\_\_\_\_

## SECTION 4: PURPOSE / CAREER

Evaluate alignment, fulfillment, and direction

1. I am clear on my purpose or calling. \_\_\_\_\_
2. My work aligns with my values. \_\_\_\_\_
3. I feel fulfilled by what I do daily. \_\_\_\_\_
4. I am growing and improving in my career. \_\_\_\_\_
5. I have clear goals for my future. \_\_\_\_\_
6. I am using my gifts and talents effectively. \_\_\_\_\_
7. I feel motivated and energized by my work. \_\_\_\_\_
8. I am making a meaningful impact on others. \_\_\_\_\_
9. I am not just working for money, but for purpose. \_\_\_\_\_
10. I have a vision for where I want to be in 5 years. \_\_\_\_\_





 **Score Range: 10–50**

**Total** \_\_\_\_\_

---

## SCORING SYSTEM

**Per Category:**

- **40–50 = Championship Level** 
  - You're executing at a high level—stay disciplined.
- **30–39 = Playoff Contender** 
  - Strong, but there are areas to tighten up.
- **20–29 = On the Bubble** 
  - Inconsistent performance—adjustments needed NOW.
- **10–19 = Rebuilding Season** 
  - Major gaps—urgent halftime adjustments required.



## OVERALL HALFTIME SCORE

Add all 4 sections (Max = 200)

- **160–200 = Elite Performer**
- **120–159 = Solid but Limited**
- **80–119 = Underperforming**
- **Below 80 = Crisis Mode**



## FINAL REFLECTION (MOST IMPORTANT PART)

Answer the following questions truthfully:

1. **Where am I winning right now?**
2. **Where am I losing right now?**
3. **What is ONE adjustment I must make immediately?**
4. **What has been my biggest distraction this season?**
5. **Who do I need in my corner for the second half?**